

## ICC-ES Listing Report

### ESL-1383

Reissued June 2024

This listing is subject to renewal June 2025.

**CSI:** DIVISION: 06 00 00—WOOD, PLASTICS AND COMPOSITES  
Section: 06 15 00—Wood Decking

#### Product Certification System:

The ICC-ES product-certification system includes evaluating evidence in support of test data provided by the listee to verify compliance with applicable codes and standards. The system also involves factory inspections, and assessment and surveillance of the listee's quality system.

**Product:** GORILLA DECK® G3

**Listee:** HOMELAND VINYL PRODUCTS, INC.

**Evaluation:** Gorilla Deck G3 decking boards are manufactured with a four-chamber hollow co-extruded rigid polyvinyl chloride (PVC) profile. See Figure 1 for the Gorilla Deck G3 profile. Deck boards are available in lengths of 16 feet (4.88 m), 20 feet (6.10 m) and 24 feet (7.32 m) and measure a nominal size of 1<sup>1</sup>/<sub>4</sub>-inch-thick x 6-inch-wide (31.75 mm x 152.4 mm). Available colors are in Table 1 and Figure 6 of this listing report.

Gorilla Deck G3 was evaluated based on testing to the following standards:

- AAMA 306-01, PVC Exterior Plank Profiles Used for Decking and Dock Walking Surfaces, American Architectural Manufacturers Association.
- ASTM D7032-14, ASTM D7032-10a and ASTM D7032-08, Standard Specification for Establishing Performance Ratings for Wood, Plastic Composite Deck Boards and Guardrail Systems (Guard or Rails), ASTM International.
- ASTM E84-16, ASTM E84-2013a and ASTM E84-09, Test Methods for Surface Burning Characteristics of Building Materials, ASTM International.
- ASTM D2394-05, Standard Test Method for Simulated Service Testing of Wood and Wood-Base Finish Flooring, ASTM International.

**Findings:** Gorilla Deck G3 decking boards have met the performance criteria in ASTM D7032, as referenced in the applicable sections of the following code editions.

- 2018 and 2015 *International Building Code*®  
Applicable Section: 2612.2
- 2018 *International Residential Code*®  
Applicable Section: R507.2.2
- 2015 and 2012 *International Residential Code*®  
Applicable Section: R507.3

#### Identification:

1. Packaging of the Gorilla Deck G3 decking boards carries a label indicating the manufacturer's name (Homeland Vinyl Products, Inc.) and address, the product name, date of manufacture and ICC-ES listing number (ESL-1383), and when applicable, and the ICC-ES Listing Mark.

2. The report holder's contact information is the following:

**HOMELAND VINYL PRODUCTS, INC.**  
**3300 PINSON VALLEY PARKWAY**  
**BIRMINGHAM, ALABAMA 35217**  
**(205) 854-4330**

**Installation:** The Gorilla Deck G3 decking boards must be installed in accordance with the Homeland Vinyl Products, Inc. published installation instructions and applicable codes.

**Conditions of listing:**

1. The listing addresses only conformance with the standards and code sections noted above.
2. Approval of the product's use is the sole responsibility of the local code official.
3. The listing applies only to the materials tested and as submitted for review by ICC-ES.
4. For use under the 2012 Ontario Building Code, Division A, Section 2.2, Table 2.2.1.1, Category OS2, the Gorilla Deck G3 decking boards must meet the installation section of this listing.
5. The Gorilla Deck G3 decking boards is manufactured under a quality control program with inspections by ICC-ES.

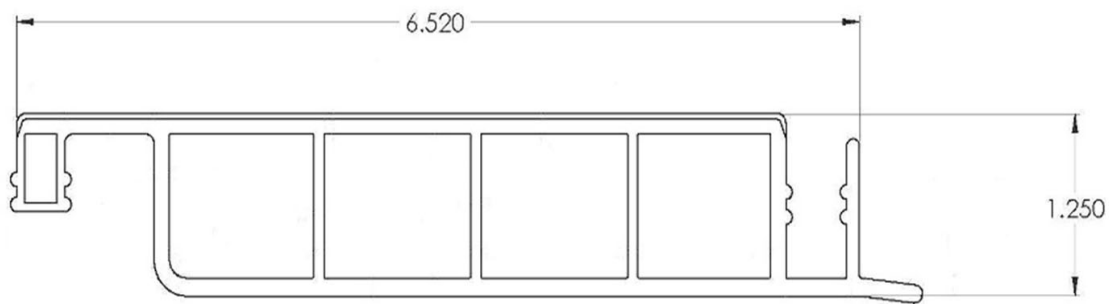
**TABLE 1: GORILLA DECK G3 DESIGN SPAN AND WIND UPLIFT RATING**

APPROVED COLORS	FASTENER SYSTEM	MAXIMUM STAIR TREAD SPAN <sup>1</sup>	MAXIMUM DECK BOARD SPAN	DECK BOARD LOAD RATING (psf)	DESIGN WIND UPLIFT <sup>2</sup> (psf)
White	#8 x 1 <sup>1</sup> / <sub>2</sub> -inch Stainless Steel Pan-Head Screw at each joist support	12"	24"	100	44
Tan					
Adobe					
Mocha Walnut					

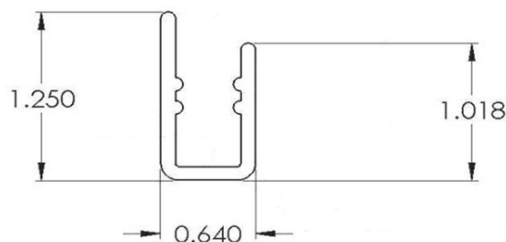
For SI: 1 psf = 0.048 kPa

<sup>1</sup>A minimum two-span condition is required when deck boards are installed for a stair tread application.

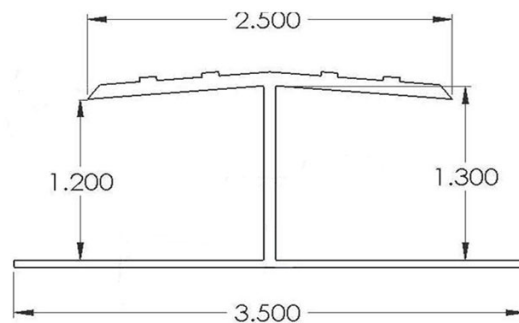
<sup>2</sup>Design Wind Uplift is based on a tested value with a 3.0 factor of safety.



**FIGURE 1: GORILLA DECK G3 PROFILE**



**FIGURE 2: STARTER STRIP PROFILE**



**FIGURE 3: SPLICE TRIM PROFILE**

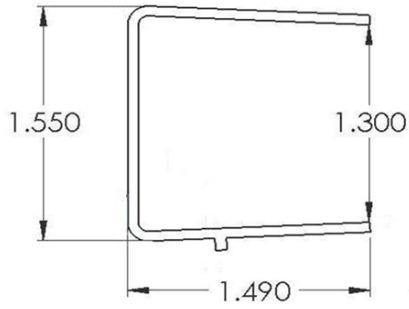


FIGURE 4: FINISH TRIM PROFILE

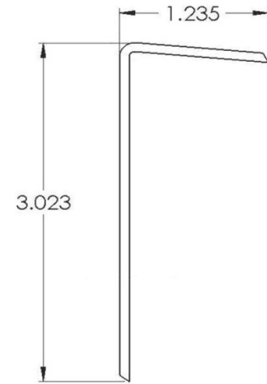


FIGURE 5: FASCIA TRIM PROFILE



FIGURE 6: APPROVAL COLORS



FIGURE 7: TYPICAL PHILLIPS PAN-HEAD SELF-DRILLING STAINLESS STEEL SCREW



FIGURE 8: TYPICAL SQUARE PAN-HEAD SELF-DRILLING STAINLESS STEEL SCREW